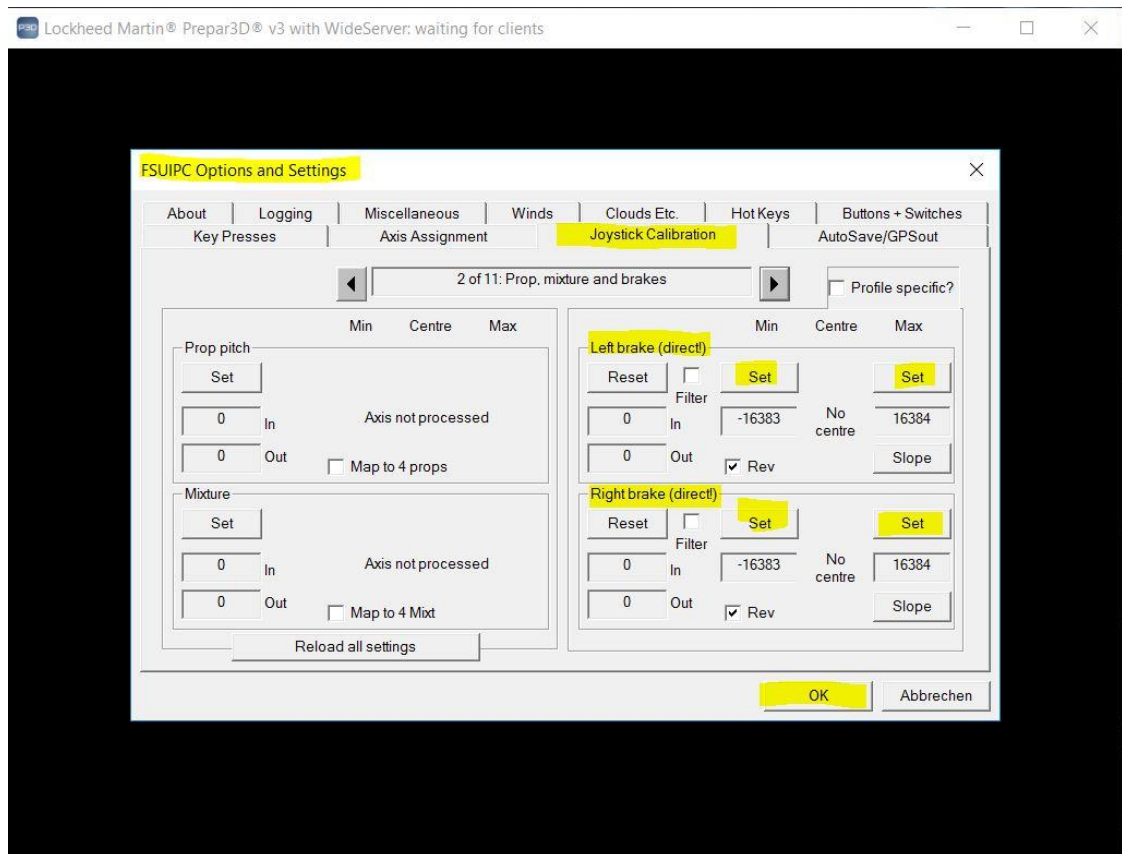


# Instructions For updates from version 1.6.33 for ProSim737 users !!

1.

Attention ! For the ParkBrake to function correctly  
HAVE TO  
Right and left foot Brake pedal in FSUIPC Logged in and calibrated!



2.

New setting in ProSim Config !!!

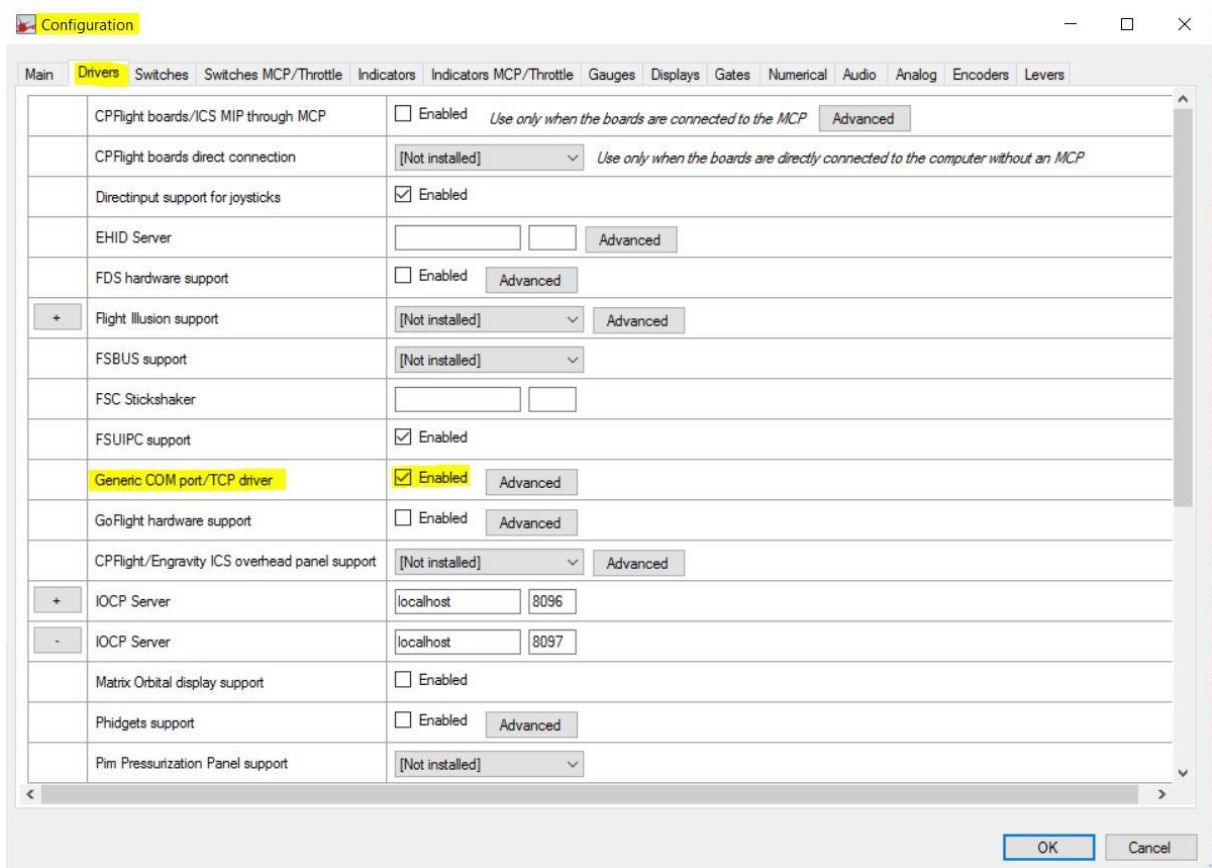
Only one tick will be placed!

All old settings MUST be removed!

2.1.

Setting in ProSim737 Config / Drivers

Generic COM port/TCP driver => Enabled

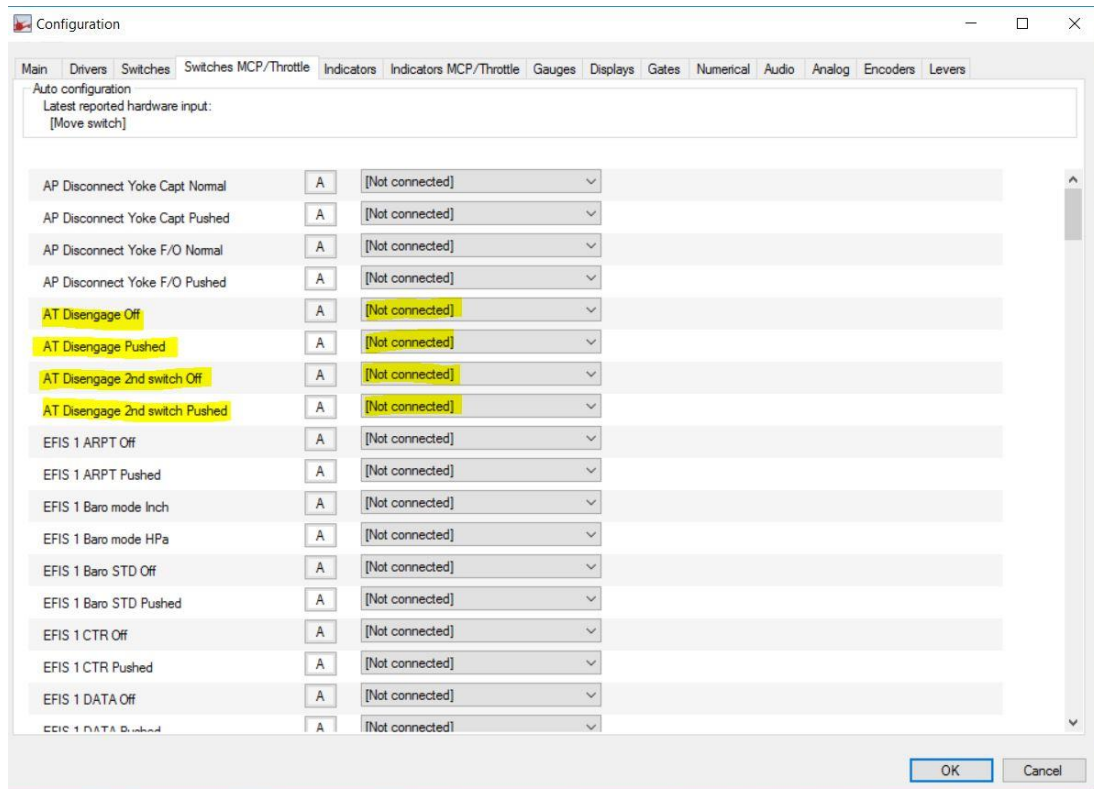
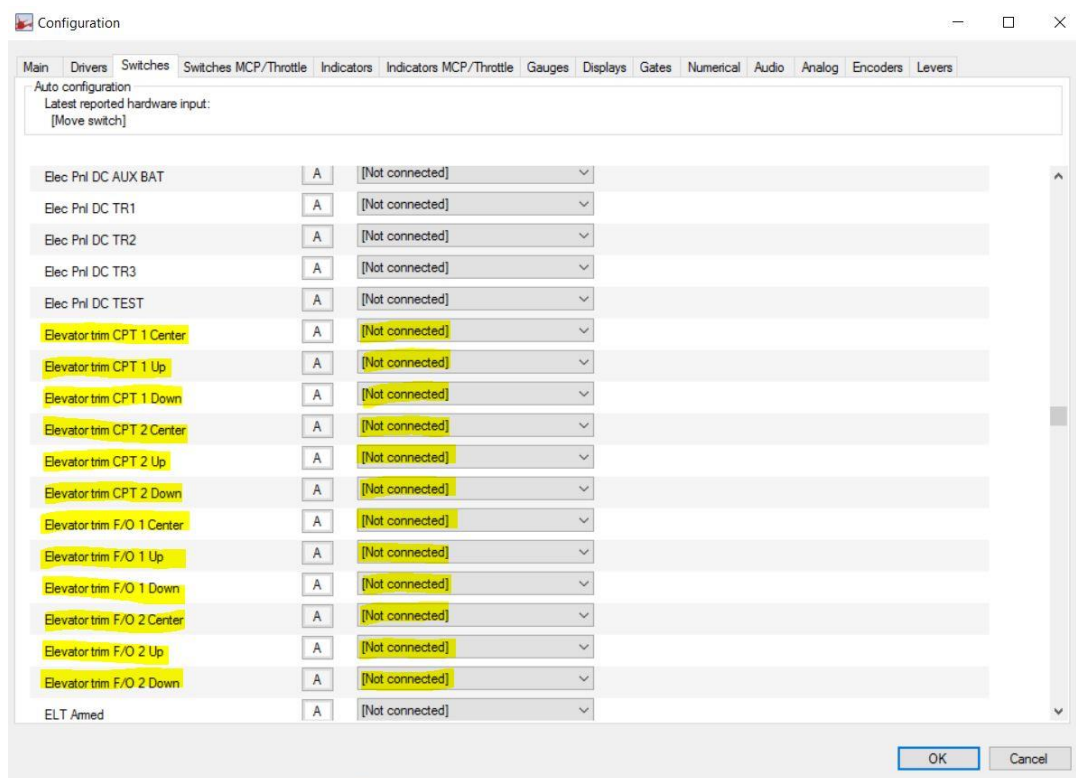


More settings do not have to be made in ProSim737.

## 2.2.

**All settings made up to the last version must be removed!**

The entries are marked on the following screens.



Configuration

Main Drivers Switches Switches MCP/Throttle Indicators Indicators MCP/Throttle Gauges Displays Gates Numerical Audio Analog Encoders Levers

Auto configuration  
Latest reported hardware input:  
[Move switch]

Fuel cutoff left Idle	A	[Not connected]
Fuel cutoff left Cutoff	A	[Not connected]
Fuel cutoff right Idle	A	[Not connected]
Fuel cutoff right Cutoff	A	[Not connected]
Gear horn cutoff Off	A	[Not connected]
Gear horn cutoff Pushed	A	[Not connected]
MCP Alt hold Off	A	[Not connected]
MCP Alt hold Pushed	A	[Not connected]
MCP Alt Int Off	A	[Not connected]
MCP Alt Int Pushed	A	[Not connected]
MCP AP Disengage Normal	A	[Not connected]
MCP AP Disengage Disengage	A	[Not connected]
MCP APP Off	A	[Not connected]
MCP APP Pushed	A	[Not connected]
MCP AT Arm Off	A	[Not connected]
MCP AT Arm Arm	A	[Not connected]
MCP Bank limit 25	A	[Not connected]
MCP Bank limit 30	A	[Not connected]

OK Cancel

Configuration

Main Drivers Switches Switches MCP/Throttle Indicators Indicators MCP/Throttle Gauges Displays Gates Numerical Audio Analog Encoders Levers

Auto configuration  
Latest reported hardware input:  
[Move switch]

MCP N1 Off	A	[Not connected]
MCP N1 Pushed	A	[Not connected]
MCP Speed hold Off	A	[Not connected]
MCP Speed hold Pushed	A	[Not connected]
MCP Speed Int Off	A	[Not connected]
MCP Speed Int Pushed	A	[Not connected]
MCP V/S Off	A	[Not connected]
MCP V/S Pushed	A	[Not connected]
MCP VNAV Off	A	[Not connected]
MCP VNAV Pushed	A	[Not connected]
MCP VOR/LOC Off	A	[Not connected]
MCP VOR/LOC Pushed	A	[Not connected]
Parking brake Off	A	[Not connected]
Parking brake On	A	[Not connected]
Stab trim main auto pilot Normal	A	[Not connected]
Stab trim main auto pilot Cutout	A	[Not connected]
Stab trim main elec Normal	A	[Not connected]
Stab trim main elec Cutout	A	[Not connected]
TOGA Off	A	[Not connected]
TOGA Pushed	A	[Not connected]
TOGA 2nd switch Off	A	[Not connected]
TOGA 2nd switch Pushed	A	[Not connected]

OK Cancel

Configuration

Main Drivers Switches Switches MCP/Throttle Indicators Indicators MCP/Throttle Gauges Displays Gates Numerical Audio Analog Encoders Levers

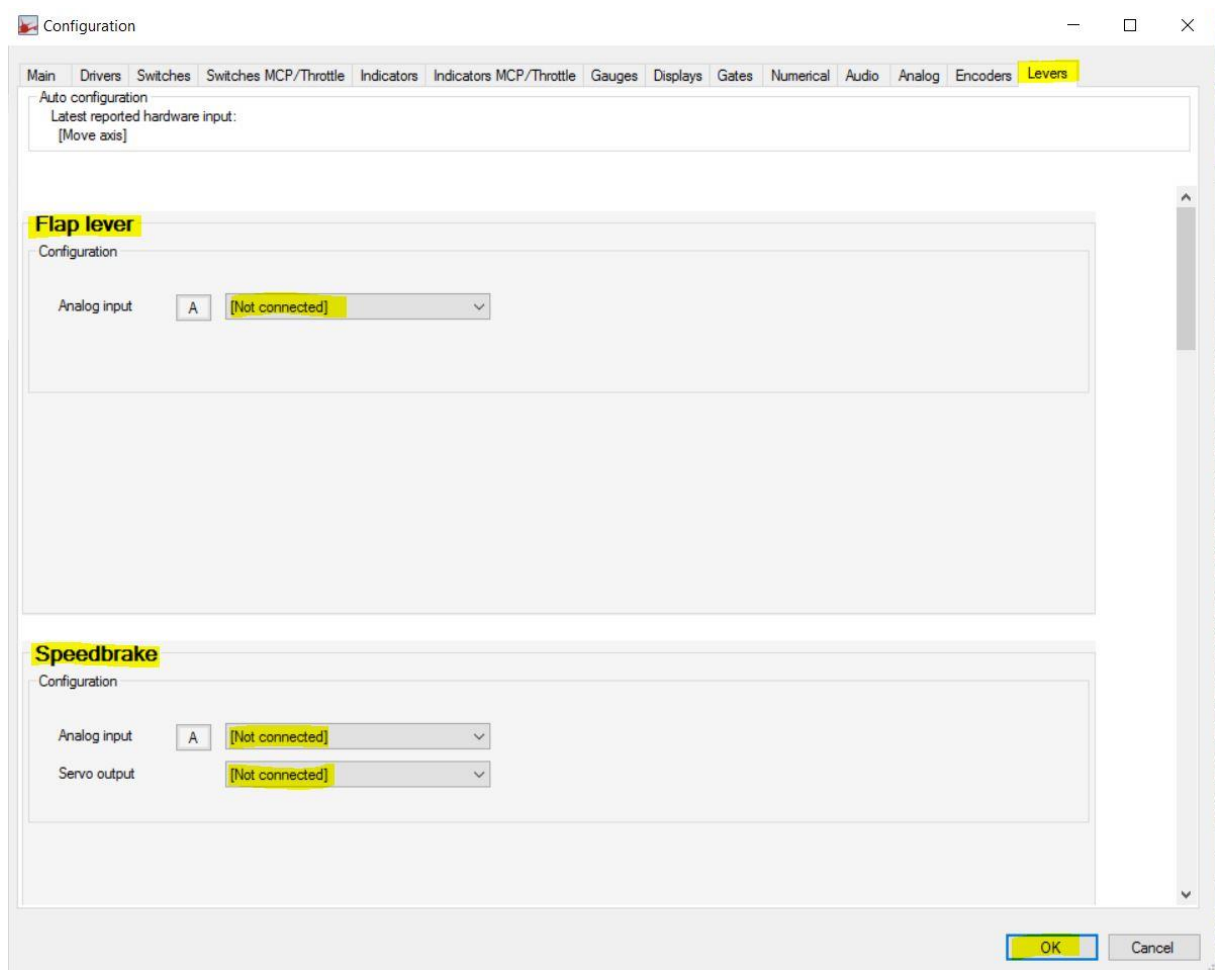
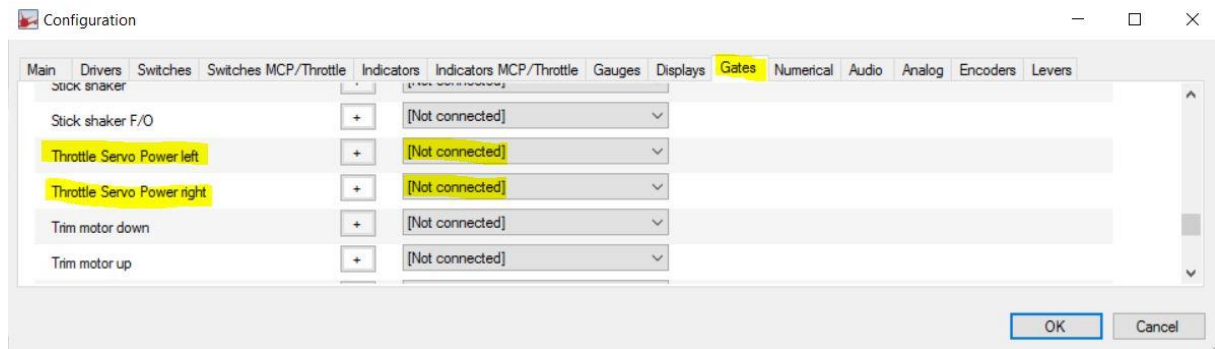
MCP A/T	F	+	[Not connected]	▼
MCP Alt hold	F	+	[Not connected]	▼
MCP APP	F	+	[Not connected]	▼
MCP CMD A	F	+	[Not connected]	▼
MCP CMD B	F	+	[Not connected]	▼
MCP CWS A	F	+	[Not connected]	▼
MCP CWS B	F	+	[Not connected]	▼
MCP FCC A Master	F	+	[Not connected]	▼
MCP FCC B Master	F	+	[Not connected]	▼
MCP HDG SEL	F	+	[Not connected]	▼
MCP Level Change	F	+	[Not connected]	▼
MCP LNAV	F	+	[Not connected]	▼
MCP N1	F	+	[Not connected]	▼
MCP Speed	F	+	[Not connected]	▼
MCP V/S	F	+	[Not connected]	▼
MCP VNAV	F	+	[Not connected]	▼
MCP VOR/LOC	F	+	[Not connected]	▼
Parking brake	F	+	[Not connected]	▼

Configuration

Main Drivers Switches Switches MCP/Throttle Indicators Indicators MCP/Throttle Gauges Displays Gates Numerical Audio Analog Encoders Levers

ASP OBS ASP Norm Out	+	[Not connected]	▼
ASP OBS ASP RT Out	+	[Not connected]	▼
Attend active	+	[Not connected]	▼
Autobrake reset	+	[Not connected]	▼
Autopilot pitch CMD	+	[Not connected]	▼
Autopilot pitch CWS	+	[Not connected]	▼
Autopilot roll CMD	+	[Not connected]	▼
Autopilot roll CWS	+	[Not connected]	▼
Braking	+	[Not connected]	▼
Chrono capt label CHR	+	[Not connected]	▼
Chrono capt label DAY MONTH	+	[Not connected]	▼
Chrono capt label ET	+	[Not connected]	▼
Chrono capt label HLD	+	[Not connected]	▼
Chrono capt label RUN	+	[Not connected]	▼
Chrono capt label TIME	+	[Not connected]	▼
Chrono capt label UTC	+	[Not connected]	▼
Chrono capt label YEAR	+	[Not connected]	▼
Chrono f/o label CHR	+	[Not connected]	▼
Chrono f/o label DAY MONTH	+	[Not connected]	▼
Chrono f/o label ET	+	[Not connected]	▼
Chrono f/o label HLD	+	[Not connected]	▼
Chrono f/o label RUN	+	[Not connected]	▼
Chrono f/o label TIME	+	[Not connected]	▼
Chrono f/o label UTC	+	[Not connected]	▼
Chrono f/o label YEAR	+	[Not connected]	▼

OK Cancel



When all changes are made, restart the PC.